




# INSTRUCTIONS

## Item 15155 • Picnic Table Set

Thank you for purchasing this Texsport picnic table set. Please read and understand each step of the set-up instructions. We encourage you to set-up this picnic table set at least once prior to your camping trip, ensuring that you have a satisfactory understanding of the set-up process. We hope you enjoy your new picnic table set and that it will give you many years of camping pleasure.

***Do not apply excessive force to this product.***



**STEP 1 - Unzip storage bag and put aside for later use.**



**STEP 2 - Unlock and open case.**




**STEP 3 - Separate the picnic table pieces. 2 benches and 1 table top.**



**STEP 4 - Lift bench legs up and out to open.**




**STEP 5 - Secure legs by locking the latch onto the leg pin.**




**STEP 6 - Unfold table.**



**STEP 7 - Lift table legs up and out to open**




**STEP 8 - Grasp table feet and swing out to lock into position.**



**STEP 9 - Pull legs straight up and lock with pressure pins.**



**STEP 10 - This is what your table look like at this point.**



**STEP 11 - Swing out the end table top support arm. Pull table slats out slightly and insert support arm into the molded joint.**




**STEP 12 - Turn the center table top support arm and snap into the molded joints.**



**STEP 13 - Flip table over and slide the locking device to secure legs.**



**STEP 14 - Lay storage bag out and separate the hook 'n' loop straps.**



**STEP 15 - Lay bench onto the storage bag and secure bench using the hook 'n' loop straps.**



**STEP 16 - Enjoy your picninc table set.**

**ZIPPERS:**

If zippers stick, lubricate with silicone. Never force a zipper which has material caught in it, as this will bend the slider and prevent the zipper from closing. Continual use in a sandy environment can cause the slider to erode and fail to close the zipper.

**STORAGE:**

Picnic table set should be stored dry and away from heat and water. Never store directly on concrete, as moisture and chemicals in concrete may damage the carry/storage bag.

**WASHING:**

Hand wash with a sponge, using a mild soap. Never use detergents or washing machines as they may damage the seams.

**QUESTIONS:**

If you should have any questions, problems or comments, please call our Customer Service Department at **1-800-231-1402** or e-mail **info@texsport.com**. This Department is open M-F from 8 a.m.-5 p.m. CST.

**MODEL: PICNIC TABLE SET  
ITEM 15155  
MADE IN CHINA  
WF11**