


#31677 - Folding Shovel with Saw


DO NOT APPLY EXCESSIVE FORCE TO THIS PRODUCT.

Exercise caution when using this item. The shovel blade and saw teeth are sharp. Both could cause cuts, lacerations, or other injuries if used carelessly. Always fold/unfold slowly and deliberately to avoid pinched fingers and skin.


Step 1 - To open/close shovel, press locking lever, adjust to desired position and release locking lever.




Step 2 - To separate saw from within the handle, loosen screw lock until top of handle slides out.




Step 3 - Unscrew saw from within removed handle top.



Step 4 - Carefully screw saw back into handle top to secure.



Step 5 - This is how your assembled saw and handle should look.



Questions:

If you should have any questions, problems or comments, please call our Customer Service Department at 1-800-231-1402 or e-mail info@texsport.com. This Department is open M-F from 8 a.m.-5 p.m. CST.